


University Library Intranet

Eliot Scott

The University of Texas at Austin



User Research




- Create Questionnaire using both Quantitative and Qualitative, as well as Open Ended questions
- Allow all Staff Members to take Questionnaire
- Compile and Analyze data to discover what is important to staff and how information should be arranged

Discuss Site Parameters

- Present Research Data to All Interested Stakeholders
 - Staff Users
 - Staff Implementers
- Discuss Site Requirements
- Compile Site Requirements
 - Must Haves vs Nice to Have
- Be Sure Parameters are Clear
- Be Sure Everyone has Bought In



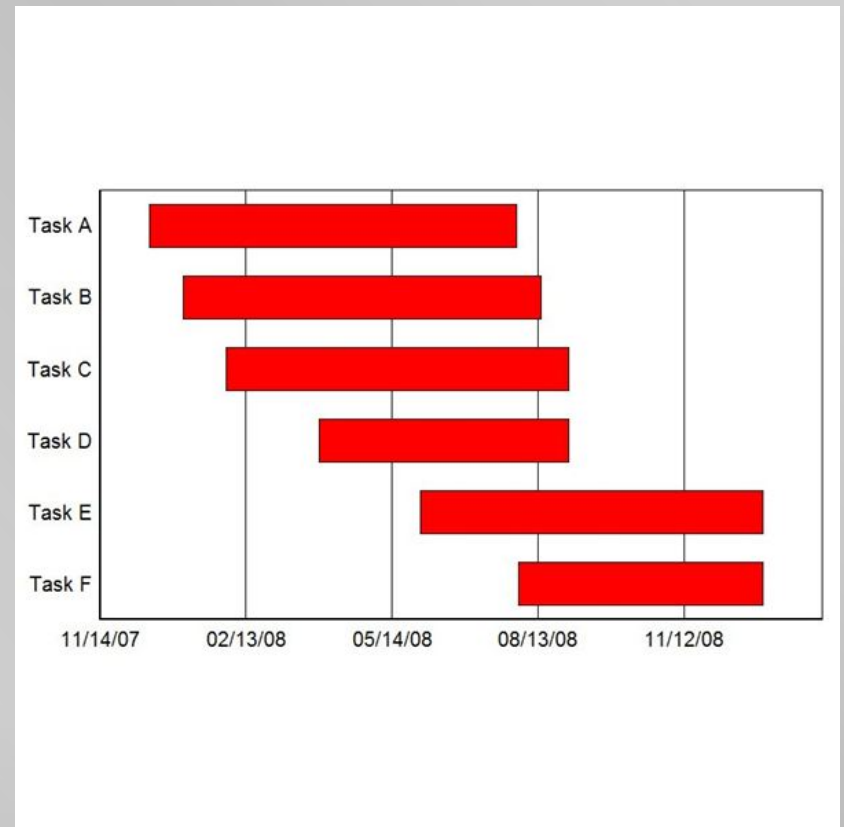
Prototype



- Get Technical Infrastructure
 - Single Sign On With University ID?
 - Server Capabilities?
 - Additional Services?
- Build Prototype for Time Estimates and Testing
- Reconvene to Discuss
- Make Changes as Appropriate
- Reconvene and Finalize

Project Management

- Gather Appropriate Members and Discuss Schedules
- Time Involved in Development with Key Members
- Reasonable Deadlines
- Create GANNT Chart of Project to Stay on Schedule
- Share project plan with all interested parties



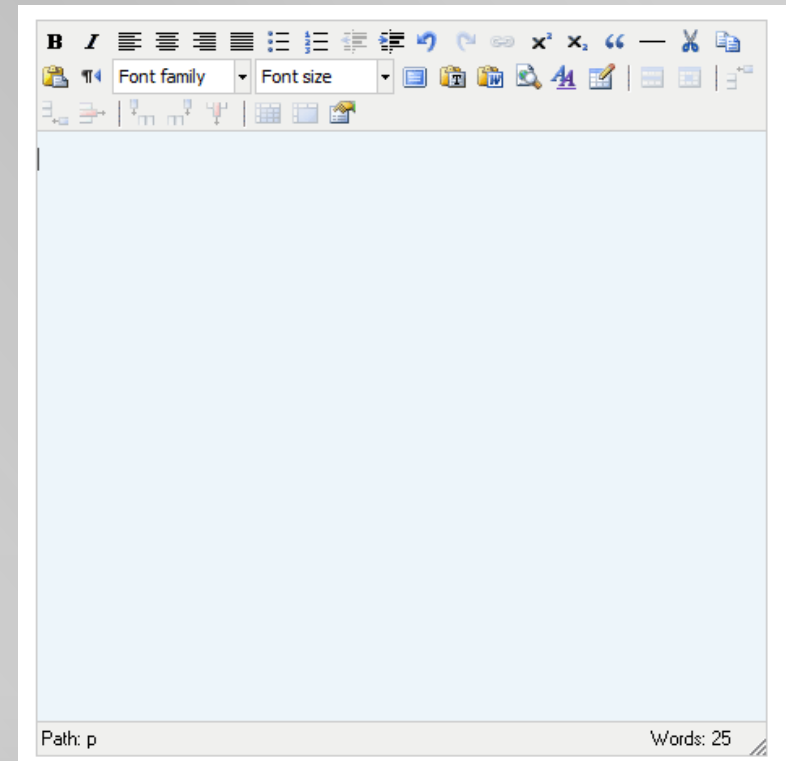
Begin Development - Base Set Up



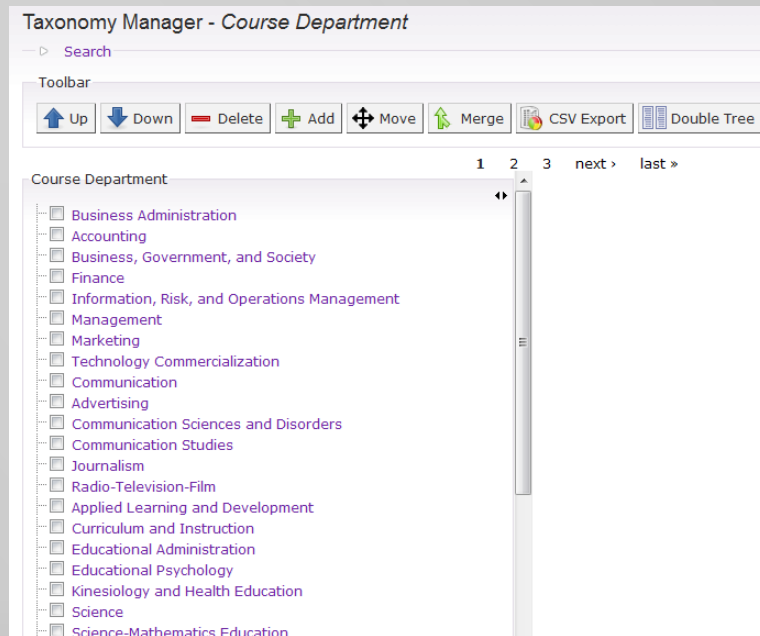
- Core Install – 6 or 7?
 - Does 7 have enough basic functionality?
 - Will 6 be Upgradable?
- Add Extra Modules
 - WYSIWYG Editor - TinyMCE, CKEditor
 - Content Construction Kit - CCK (6)
 - Filefield for Documents
 - Taxonomy for organization
 - Views for arranging and combining
 - Rules, Tokens and CSS Injector

Base Set Up – WYSIWYG Editor

- CMS Standard
- No need for HTML
- CKEditor
- TinyMCE
- Generate compliant HTML
- Use Input Formats module to filter certain types of code



Base Set Up – Taxonomy, Manager



- Content can have Multiple Categories or Vocabularies
- Vocabularies have terms
- Vocabularies can be Controlled or Taggable generating new user terms
- Content is marked by users and categorized or displayed using Blocks or Views

Base Set Up - Views

- Essential for Dynamic Content
- Content Related and Displayed
- Relationships
- Sorting
- Filters
- Arguments
- Displays

The screenshot shows the configuration page for a Drupal View named 'Defaults'. The interface is organized into several sections:

- Defaults:** Shows the current view name and a list of available displays: 'UG Catalog Dev Page' and 'UG Catalog Display Page'. A 'Page' dropdown is set to 'Page', and there are 'Add display' and 'Analyze' buttons.
- View settings:** Shows 'Description/Tag: None'.
- Basic settings:** Includes fields for Name (Defaults), Title (Undergraduate Catalog), Style (Unformatted), Row style (Fields), Use AJAX (No), Use pager (No), Items to display (Unlimited), More link (No), Distinct (Yes), Access (Unrestricted), Caching (None), Link display (UG Catalog Dev Page), Exposed form in block (No), Header (Full HTML), Footer (None), Empty text (None), CSS class (None), and Theme (Information).
- Relationships:** Shows 'Nodequeue: Queue' and two 'Taxonomy: Terms on node' relationships.
- Arguments:** Shows 'None defined'.
- Fields:** Lists various content fields like 'Title of Default', 'Body of Default', 'Course Default', and 'Courses As Text', along with their respective taxonomies and sorting options.
- Sort criteria:** Shows a list of sort criteria such as '(queue) Nodequeue: Queue ID desc' and '(queue) Nodequeue: Position asc'.
- Filters:** Shows filters like 'Content: Catalog exposed', 'Taxonomy: Term exposed', and 'Taxonomy: Term exposed'.

Base Set Up – Rules

Editing rule Email: GI-Athletics-Approved by Publisher

—▷ Rule settings

▽ Rule elements

ON event *Workflow state has changed*

IF

Workflow: Any TO Approved by Publisher/Published

AND

'field_dept_taxonomy' has value Athletics

+ Add a condition

DO

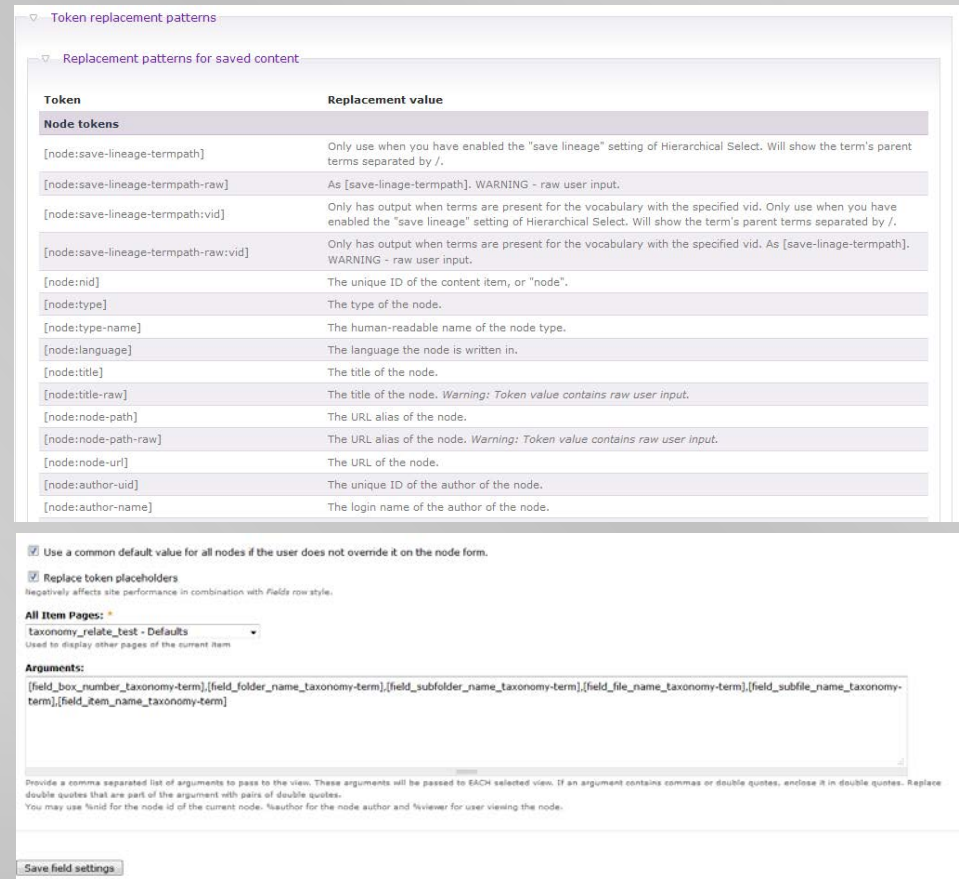
Send Email: Athletics-Approved by Publisher

+ Add an action

- Triggered on a System Event
 - Content Changed
 - User logs in, etc
- Content evaluated based on if/and/or logic and can then be modified in various ways
- Can be used to send email to specified users when content with a certain taxonomy term is updated for example

Base Set Up – Tokens

- Behind the scenes
- Allows content to be passed from one module to another
- Most modules have token support
- Node title token
- Passing taxonomic values to Views to display related content



The screenshot shows the 'Token replacement patterns' configuration page. It features a table of tokens and their replacement values, followed by several checkboxes for configuration options and a text area for arguments.

Token	Replacement value
Node tokens	
[node:save-lineage-termpath]	Only use when you have enabled the "save lineage" setting of Hierarchical Select. Will show the term's parent terms separated by /.
[node:save-lineage-termpath-raw]	As [save-lineage-termpath]. WARNING - raw user input.
[node:save-lineage-termpath:vid]	Only has output when terms are present for the vocabulary with the specified vid. Only use when you have enabled the "save lineage" setting of Hierarchical Select. Will show the term's parent terms separated by /.
[node:save-lineage-termpath-raw:vid]	Only has output when terms are present for the vocabulary with the specified vid. As [save-lineage-termpath]. WARNING - raw user input.
[node:nid]	The unique ID of the content item, or "node".
[node:type]	The type of the node.
[node:type-name]	The human-readable name of the node type.
[node:language]	The language the node is written in.
[node:title]	The title of the node.
[node:title-raw]	The title of the node. <i>Warning: Token value contains raw user input.</i>
[node:node-path]	The URL alias of the node.
[node:node-path-raw]	The URL alias of the node. <i>Warning: Token value contains raw user input.</i>
[node:node-url]	The URL of the node.
[node:author-uid]	The unique ID of the author of the node.
[node:author-name]	The login name of the author of the node.

Use a common default value for all nodes if the user does not override it on the node form.

Replace token placeholders
Negatively affects site performance in combination with Fields row style.

All Item Pages: +
Taxonomy_relate_test - Defaults
Used to display other pages of the current item

Arguments:
[field_box_number_taxonomy-term],[field_folder_name_taxonomy-term],[field_subfolder_name_taxonomy-term],[field_file_name_taxonomy-term],[field_subfile_name_taxonomy-term],[field_item_name_taxonomy-term]

Provide a comma separated list of arguments to pass to the view. These arguments will be passed to EACH selected view. If an argument contains commas or double quotes, enclose it in double quotes. Replace double quotes that are part of the argument with pairs of double quotes. You may use %nid for the node id of the current node, %author for the node author and %viewer for user viewing the node.

Must Haves - Staff Login

- LDAP Integration (?)
 - http://drupal.org/project/ldap_integration(V6)
 - <http://drupal.org/project/ldap> (V7)
- Oauth (?)
 - <http://drupal.org/project/oauth>
 - <http://drupal.org/project/oauthloginprovider>
- Open ID (?)
 - http://drupal.org/project/openid_sso_relying
 - http://drupal.org/project/openid_client_ax
- Basic Login with Site Created ID



Login

Lorem Ipsum is simply dummy text of the printing and typesetting industry.


Email:

Password:

Remember Me [Forgot password?](#)

LOGIN

Must Haves - HTML Migration



- Import HTML - http://drupal.org/project/import_html
 - Drupal 7 Version still in early development
 - Import to 6 and Upgrade
- Migrate - <http://drupal.org/project/migrate>
 - Better for Conversion from Existing CMS
- Migrate by Hand, Cut and Paste
 - Only 200 pages, may not be worth development time

Must Haves - Calendar

- Calendar - <http://drupal.org/project/calendar>
- Parish Calendar - http://drupal.org/project/parish_calendar
- Availability Calendars - http://drupal.org/project/availability_calendars



February 2012

« Prev Next »

Sun	Mon	Tue	Wed	Thu	Fri	Sat
29	30	31	1	2	3	4
			Terry's Visit 02/01/2012 (All day) to 02/18/2012 (All day)			
				Cub Scouts 02/02/2012 - 4:30am to 6:30am	Girl Scouts 02/03/2012 - 5:00am to 7:00am	
5	6	7	8	9	10	11
Terry's Visit 02/01/2012 (All day) to 02/18/2012 (All day)						
		Cub Scouts 02/07/2012 - 4:30am to 6:30am		Cub Scouts 02/09/2012 - 4:30am to 6:30am	Girl Scouts 02/10/2012 - 5:00am to 7:00am	

Must Have - Blogs

- Core
- Easy to Implement
- Can Enhance with
 - CCK (Core in 7)
 - Editablefields (Wiki Like) - <http://drupal.org/project/editablefields>
- Display as News on Home Page
- Utilize taxonomies for categories



Must Haves - RSS and XML

- Turn Blogs (News Articles) into RSS Feeds to keep Users Updated
- Aggregator (Core)
- Views RSS -
http://drupal.org/project/views_rss
- XML, CSV, DOC Exports -
http://drupal.org/project/views_data_export



Must Have - Email Alerts



- Triggered Rules
- Send relevant information to appropriate roles
- Custom sign ups for various news and other categories

Roles

- Each department will be a role
 - Reference
 - Web Services
 - Technical, etc.
- Organic Groups - <http://drupal.org/project/og>
 - facilitate the forming of new groups



Must Have – Document Editing



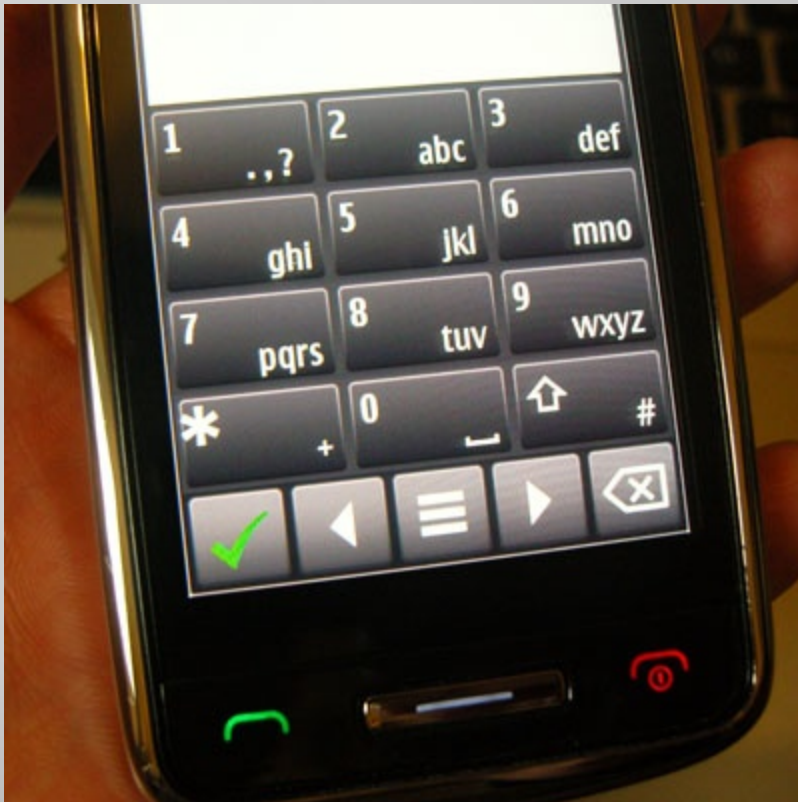
- Google Docs Integration
 - http://drupal.org/project/gdoc_field
- Document as Content Type
 - Revisioning to Keep Track of Versions
 - Generate PDF's Using Print module
- Spreadsheets
 - <http://drupal.org/project/sheetnode>
 - <http://drupal.org/project/slickgrid>
- Other Documents as Files
 - <http://drupal.org/project/apture>
 - <http://drupal.org/project/embeditin>

Nice to Have? - Chat

- Chat Room -
<http://drupal.org/project/chatroom>
- Drupal Chat -
<http://drupal.org/project/drupalchat>
- Banckle Live Chat -
http://drupal.org/project/banckle_live_chat



Nice To Have? - SMS Messaging and Voice IP



- VOIP Drupal - <http://drupal.org/project/voipdrupal>
- VOIP Plivo - <http://drupal.org/project/voipplivo>

Nice to Have? - Mobile

- Drupal Gap -
<http://drupal.org/project/drupalgap>
- Push Notifications -
http://drupal.org/project/push_notifications



Alpha and Beta Testing

A large, black, stylized graphic of the Greek letters alpha (α) and beta (β) on a white background. The alpha is on the left and the beta is on the right, both rendered in a thick, calligraphic font.

- Once the site is functional, User testing should begin to iron out bugs
- An Alpha round
- A Beta Round

Final Release





Questions?